

All the Electrons that are fit to flow.



OSCILLATOR



The Official Newsletter of the DVHRC

Vol. 11, No. 5, June, 2003

Tailgate Time in Telford at the DVHRC

Meeting Notes and Minutes

Dave Snellman reporting

As I write this, we've moved from the Spring (or monsoon) season into the "dog days" of summer heat. Let's hope the dry weather stays with us for the July meeting, as the theme for it is the ever-popular "tailgate" auction. We'll do a walk-around auction in the parking lot adjacent to the meeting hall, so you don't even have to bring your stuff inside. (Weather permitting, of course.) Our regular auction format will be followed and we will collect the usual 10 percent commission on sales.

As for the June meeting, we had a re-cap of the Kutztown meet. Everyone felt it went well. We gained a few members and the club's treasury was strengthened by it.



Lewie asked for any criticisms and suggestions for the next meet. One minor criticism was there was no published list of nearby lodgings for those coming a distance to the meet. Most feedback was positive.

For the upcoming Kutztown meet, we plan to have a

Inside the Oscillator

Meeting notes.....	1
More notes.....	2/3
More news.....	4
Upcoming events.....	5
FM crystal set.....	6
More FM web info.....	7
Advertisers.....	8



*Newsletter of the
Delaware Valley Historic Radio Club
P.O. Box 5053
New Britain, PA 18901*

The Oscillator is published monthly by members of the non-profit DVHRC. Its purpose is to provide information to educate, inform, entertain and communicate with collectors and preservation of vintage radio technology.

We welcome and solicit information relating to radio history or collecting. Submissions should be carefully researched, typed and accompanied with clear photographs or diagrams. Material on disk should be in Word and jpg formats.

Unless copyrighted by the author, material in this publication is available for authorized reproduction for non-profit use.

Personal views, opinions and editorial advice offered in the newsletter do not necessarily reflect those of the members, officers or Board of Directors of the DVHRC, nor is the organization responsible for any buying or selling decisions incurred.

To join DVHRC dues are \$15 per year. The membership year runs January - December. Please mail us the club P.O. box above. Meetings are held the second Tuesday of the month at 7:30pm in the Telford Community Building, Telford, PA.

DVHRC BOARD OF DIRECTORS

Dave Abramson
Mike Koste
Lewie Newhard
Bill Overbeck
Dave Snellman

FOUNDING PRESIDENT

Jay Daveler

OFFICERS

President: Mike Koste
Vice-president: Dave Abramson
Secretary/Treasurer: Dave Snellman

OSCILLATOR EDITOR

Dave Abramson

CONTRIBUTIONS AND ADS

DVHRC Editor
1649 Yellow Springs Rd.
Chester Springs, PA 19425
610-827-9757 phone/fax
dta@worldnet.att.net
(deadline is the 20th of each month)

Material submitted is subject to acceptance and editing by the editor. A full page ad is approximately 400 words. Printed photos may be submitted for coloring. JPG files should be under 100K.

Meeting Notes continued from Page 1

sign-up sheet for volunteers. This is a result of many suggestions of ways to get more members involved in the various tasks the club performs at the meet. We need volunteers to take an hour at the club table to keep it manned. We need volunteers to help clerk the auction, move items through the auction, and assist with the auction cleanup. We need people to help collect item that are donated to the auction. So look for this sign-up sheet at upcoming meetings. If you can only give us one hour of your time, it will be greatly appreciated and you will be helping your club.



There is also a reminder to sign up for tables for the September meet. Tables will be \$15 in advance and \$20 on the day of the event. Early sign-up not only saves you a couple of bucks, you'll be guaranteed a table.

We had an interesting story to tell of the Kutztown meet. When we tallied the proceeds from the auction, we found a \$10.00 "shortage." When we checked the records we found the person who did not "pay-up" was from Tennessee! We simply chalked it up as a small loss. At the June meeting, Lewie tells he had a call from a guy in Tennessee who apologized for leaving early and not paying his auction proceeds. Lewie also had a blank check from the guy mailed to him the next day! The moral is there are still honest people out there in this world. The board decided to send the check back to Mr. Bailey uncashed with the suggestion he use toward gas to join us at our next meet!

We had reports from the "RadioActivity" meet in Maryland that ran from June 5 through 7. Unfortunately this time around the rains that have been

We had reports from the “RadioActivity” meet in Maryland that ran from June 5 through 7. Unfortunately this time around the rains that have been ruining many weekends for all of us plagued them. Their theme this year was Philco. Many reported selling was brisk. The hotel where the meet was held was gracious enough to allow the use of indoor facilities as the weather went downhill.

The club has a new home for our tube program. It’s right at the Telford Community Center. Thanks to Pete Grave we have a new, larger utility cabinet that can hold the tubes, some test equipment and out other supplies. The old cabinet has been donated to the Telford Community Center to use as they see fit.

We had a chance to review a copy of Mark Stein’s new book, Complete Guide to Antique Radios – Table Radios. Expect to see this on sale soon. I know it can be ordered directly from the author, too.



Al Klase reminded everyone about the club’s e-mail reflector. The address for the reflector is dvhrn@mailman.qth.net. It is a “private” email reflector for our club members. You will need to subscribe to it before you can use it.



The winner of our 50/50 drawing this month also received a “Realtone 1088” – not a real one, but a Chinese remake of one. Though not the real thing, it looks nice.

Pete Grave had a “show and tell” for us. It was I guess best described as the ultimate boom box! This was made by Fisher (vintage ??) Not only did it have a radio – AM/FM/SW, a tape player and detachable speakers, it boasted an electronic keyboard! Yes, a real music keyboard. It had a number of “sounds” that the keyboard could play and it

could record too! It was a battery hog, taking 8 “D” cells and 2 “AA” cells.

Dan Collins gave us an overview of the updated Radioswapmeet.com site. The site has many features that are available to radio collectors without charge. There is also a new "premium," or "VIP" service that gives you access to additional resources. For \$25 per year you can take advantage of these enhancements. Dan also offers discounts to members who sign up at the radio club meetings, bringing your cost to \$20 for the year. Be sure to check out www.radioswapmeet.com

And in case you forgot, coming up at the July meeting will be the Summer Tailgate Auction! The auction PRECEEDING the indoor meeting will be in the parking lot. And if you are British, this will be our annual BOOT auction. We will begin the outdoor auction at 7:30pm, moving from trunk to trunk...Toyota to Taurus. Commissions will apply. Bring your best that fits in the trunk and give it all a new home. Let's make it a class auction and give the club a class image.

As usual, we will have the club capacitor sale up and running for all of those caps you need for that recalcitrant RCA you are working on. See Ted!

The meeting ended with our usual auction. "Colonel" Pete Grave up north knocking 'em down.

And now for some miscellaneous news:

Look for an article in "Antique Radio Classified" about the Kutztown meet.

The NJARC had a swap meet on June 21 in Hazlet, NJ at the Centerville Fire Hall. 30 tables were sold out quickly. It was a pleasant meet with over well over 100 buyers as well as those selling. Though the weather again provided rain, those inside didn't seem to mind. They had the usual walk-around auction, a favorite at their meets.

Ted Sowirka, Don Rector, and Charlie Class gave a talk on radio on June 19th in the Lansdale area.

The club still has it Rider's manuals. These did not sell at the auction at the Kutztown meet. They will be offered to anyone who would like to buy them for \$275.00. If interested, please contact a member of the board. If there are no takers, we plan to put them on "eBay" to raise money for the club.

And your eternal vice-president and editor (I added this in a fit of vanity...ed.) is now the Chief Engineer of the Phillies new stadium. Just like a television chief except I don't have to worry about HD transmitters and the FCC. Go Phils!

UPCOMING EVENTS:***Regular meetings:***

DVHRC monthly meeting. July 8, 2003. Telford Community Center, Telford, PA. Meeting starts at 7:30 PM and includes a "tailgate" auction.

NJARC monthly meeting. July 11, 2003. Location – David Sarnoff Library at the Sarnoff Corporation, Princeton, NJ. Check their website at www.njarc.org for more details and directions

Mid-Atlantic Antique Radio Club (MAARC) monthly meeting. 2:00 PM, Sunday, July 20, 2003. 7th Day Adventist Church, Burtonsville, MD. Check their website at <http://www.maarc.org>

Swap meets and local hamfests:

July 4, 2003 – Harrisburg Amateur Radio Club Hamfest – Harrisburg, PA

July 6, 2003 – Murgas Amateur Radio Club Hamfest – Wilkes-Barre, PA

July 13, 2003 – Mid-Atlantic Amateur Radio Club Hamfest – Kimberton, PA

July 13, 2003 – Sussex Amateur Radio Club Hamfest – Augusta, NJ

July 27, 2003 – Baltimore Amateur Television Society Hamfest – Timonium, MD

For information on these hamfests, please check out the ARRL website at www.arrl.org.

Tube Collectors Association Member Meeting – August 19, 2003. Rochester, NY. Check www.tubecollectors.org for details.

AWA Annual Conference – August 20-23, 2003 Rochester, NY. Check www.antiquewireless.org for details.

Military Collectors Meet – September 5-6, 2003 – West End Fairgrounds, Gilbert, PA. Check www.milradio.org for details.


Kutztown Radio Meet – September 13, 2003. Renningers, 740 Noble St., Kutztown, PA. For info, call 504-385-0104

New Jersey Antique Radio Club/Delaware Valley Radio Club hamfest and swap meet. September 14, 2003, Trenton, NJ. For information, check www.njarc.org

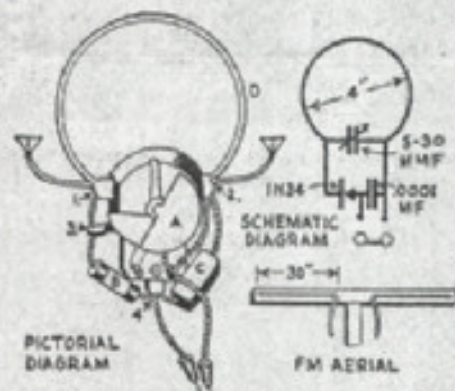
Short Range FM CONVERTER and Pocket Radio

Here's a simple converter, requiring only three parts, designed particularly for those located near the FM stations

By DONALD J. RATHMANN



Rear view of the FM converter; inset shows an enlarged view. If used within sight of the FM transmitter tower, no aerial is needed.



2) in the threaded holes in the frame of the variable condenser. The ends of the loop of copper wire (D) are soldered to the lugs (1 and 2). This circle of wire should have a diameter of four inches.

Next solder a wire from the crystal to the rotor terminal (3) and to the left lug (1). Solder the other wire of the crystal to the insulated bolt (4). The wires of the fixed condenser are soldered to the insulated bolt and to the right lug (2). Output leads are connected to the insulated bolt and plate terminal (5). A short wire is then inserted to connect the plate terminal and right lug. The converter is then complete.

For use as a pocket radio, connect the output leads to an earphone. It will operate without an aerial within sight of the FM transmitter tower. Addition of the aerial, described in this article, increases the volume and range.

An FM aerial is required for use of the converter on an AM set. A simple one can be made by stapling two pieces of No. 10 wire, 30 inches long, to a board. The board can then be nailed to a support. Erect the aerial in a horizontal position and perpendicular to the direction of the station. It must be placed within sight of the FM tower and as high as possible. For operation, connect the aerial leads to the lugs (1 and 2) on the converter.

To connect the converter to your radio, insert the output leads into the phone input sockets of

FOR those of you who live near FM stations, here is a simple FM converter which will enable you to receive FM programs with a regular AM set. This discriminator can also be attached to an earphone to be used as a pocket FM radio. It can be made in one hour at a cost of two dollars. *Ed. Note: Don't expect multitube set selectivity and sensitivity with this set. We think it's a good gadget if you live very near an FM station.*

The set is beautiful in its simplicity and has only three parts. It consists of a 10 to 30 micro-microfarad variable condenser (A), an IN34 fixed crystal (B), and a .0001 microfarad fixed condenser (C). Twelve inches of No. 10 copper wire are required for the loop coil (D).

Rigidity and compactness are achieved by attaching the crystal and fixed condenser to the frame of the variable condenser. This can be seen in the pictorial diagram. To make this connection, it is necessary to bolt two lugs (1 and

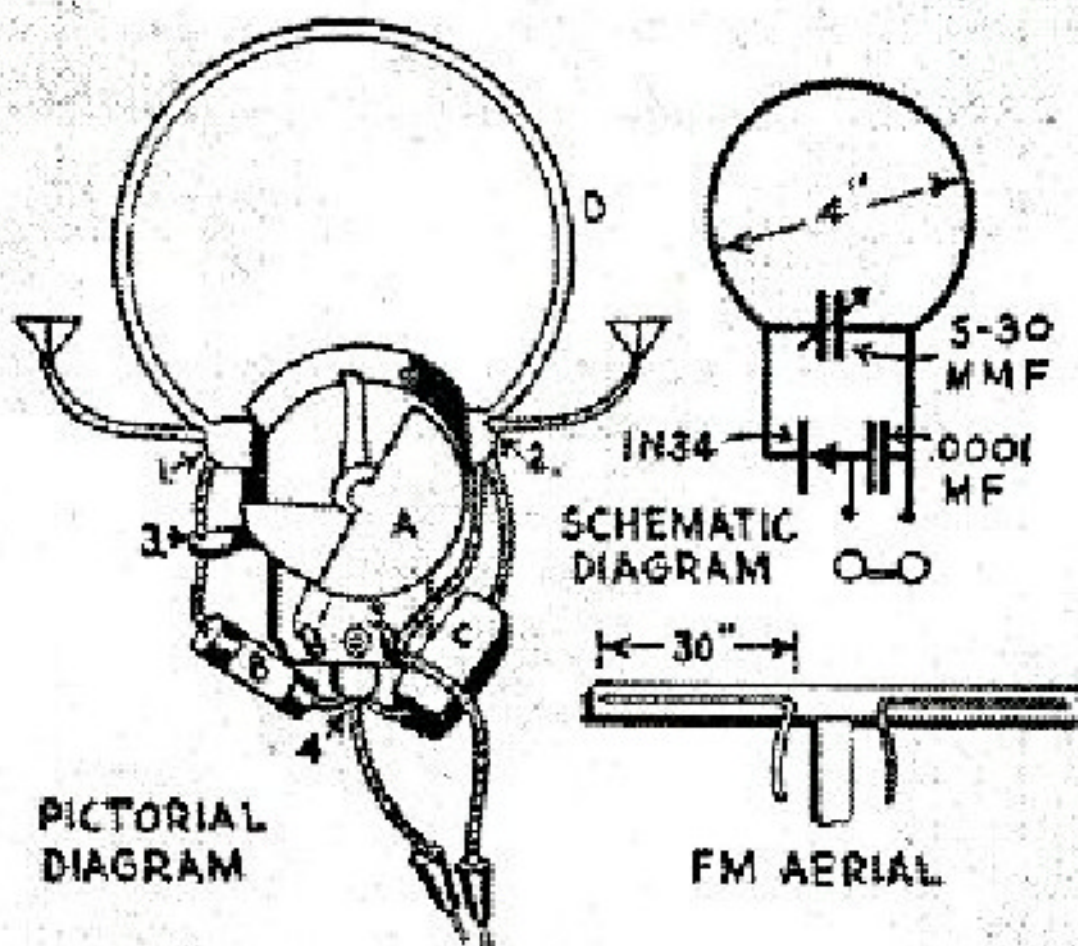
28

RADIO EXPERIMENTER

your set. If your radio has no receptacles, connect the lead from the insulated lug (4) to the grid of the first detector tube and the other lead to the chassis. The converter has been used with tuned radio frequency and superheterodyne sets.

Amplification can be increased in three ways if desired. A radio frequency amplifier can be

inserted between converter and aerial. Installation of an audio preamplifier between the converter and radio can also be used. A third method is to use a wireless phonograph. The output of the converter is connected to the phonograph and the amplified signal is then picked up on the radio.



This article is just a small part of a website devoted to FM-only radio hosted by Andrew Mitz. You can see it at http://www.somerset.net/arm/fm_only.html . There are pages and pages devoted to early FM, FM-only radios, FM clones, and many FM projects like the one reprinted above. All of the parts needed for this FM crystal radio should be in all of our parts bins. Give it a try before you send all of the parts to the auction and we will be glad to have you demonstrate it at the monthly meeting. Ed.

<http://www.radioswapmeet.com>



**Antique and Vintage
Electronics Market**

Come Join the Fun!

**Browse the Tables
or Buy a Table
Listings are always FREE!!!**

(215) 540-8055 FAX 540-8327
www.agtannenbaum.com

A.G. TANNENBAUM
ELECTRONIC SERVICE DATA & PARTS

Alice - WA2BTB
Mike - K2BM

P.O. BOX 386
AMBLER, PA 19002



OSCILLATOR

1649 Yellow Springs Rd.
Chester Springs, PA 19425

The Kutztown Radio Store

AT RENNINGER'S ANTIQUE MART KUTZTOWN, PA

Open Saturdays, 8:30-4

Sales and Repair
of antique radios



Buying old radios
and related parts

Bob- (610) 253-3261 bparvin@aol.com
Lewie- (610) 262-3255 lewallie@aol.com
Dale- (610) 262-1807 tubenet@webtv.net

THE KUTZTOWN RADIO STORE

AT RENNINGER'S ANTIQUE MART KUTZTOWN, PA

Open Saturdays, 8:30-4:00 P.M.

Complete Radio Cabinet Restoration and Refinishing
Minor Veneer Repairs Decals Replaced Metal Polishing
Grill Cloth Replacement Tables to Consoles

Est. on Site only 4-6 weeks delivery

Original Finish Restored When Salvageable

Lewie - 610-262-3255

Lewallie@aol.com